



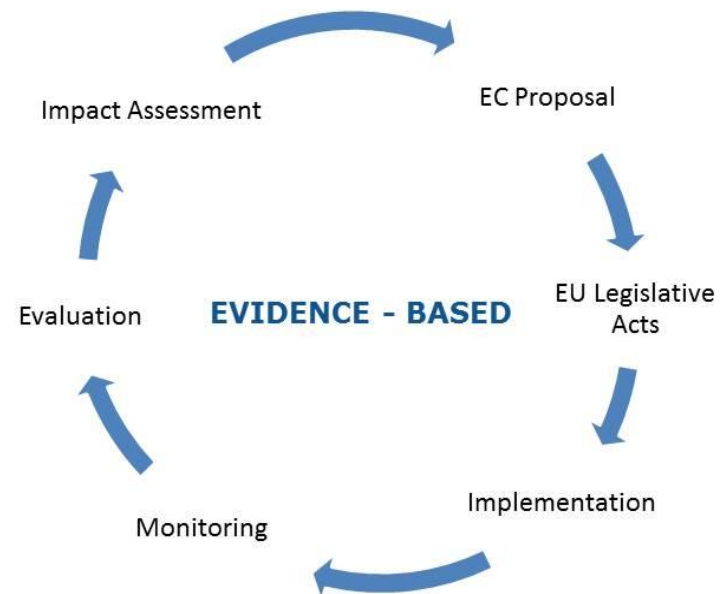
Evidence-based Cohesion Policy

Mariana Hristcheva
Directorate-General for Regional
and Urban Policy
European Commission

EU policies are evidence based

Ex-ante:

New or reviewed initiatives

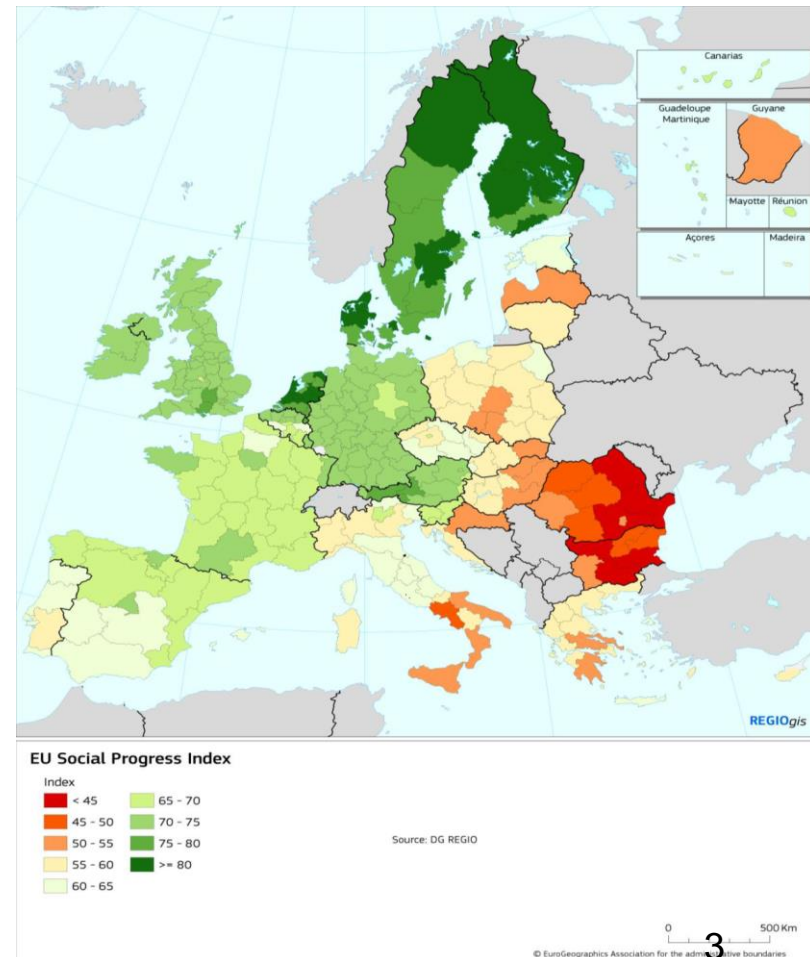


Ex-post:

Implemented initiatives

And Cohesion Policy is no exception in this respect

- ✓ **European Regional Development Fund, Cohesion Fund**
- ✓ **24% of the EU Budget**
- ✓ **318 programmes for 2014-2020**
- ✓ **Focus on gathering evidence:**
 - ***Monitoring and Evaluation***
 - ***Impact Assessment and Economic analysis***



Ex-post evaluation of ERDF and Cohesion Fund 2007-2013

- 14 work packages, independent experts
- 63 programme, 20 project case studies
- Interviewed:
 - 3 000 beneficiaries;
 - 1 000 Managing authority employees;
 - 530 stakeholders participating in 10 seminars to discuss the results
- Evaluation methods: counterfactual analyses, contribution analyses, general-equilibrium simulation models methods

http://ec.europa.eu/regional_policy/en/policy/evaluations/ec/2007-2013/

Ex-post evaluation of ERDF and Cohesion Fund 2007-2013

Evidence at Union Level ... and on the ground

POSITIVE IMPACT ON GDP IN REGIONS (ERDF/CF/ESF)



- ▶ ESTIMATED RETURN: NEARLY **€1 TRILLION** OF ADDITIONAL GDP BY 2023
- ▶ LASTING IMPACT IN ALL MEMBER STATES WITH AN **INCREASE OF OVER 4%** IN THE EU12 COUNTRIES



5.9 million more people connected to new/improved supply of clean drinking water
6.7 million more people connected to new/upgraded wastewater treatment facilities



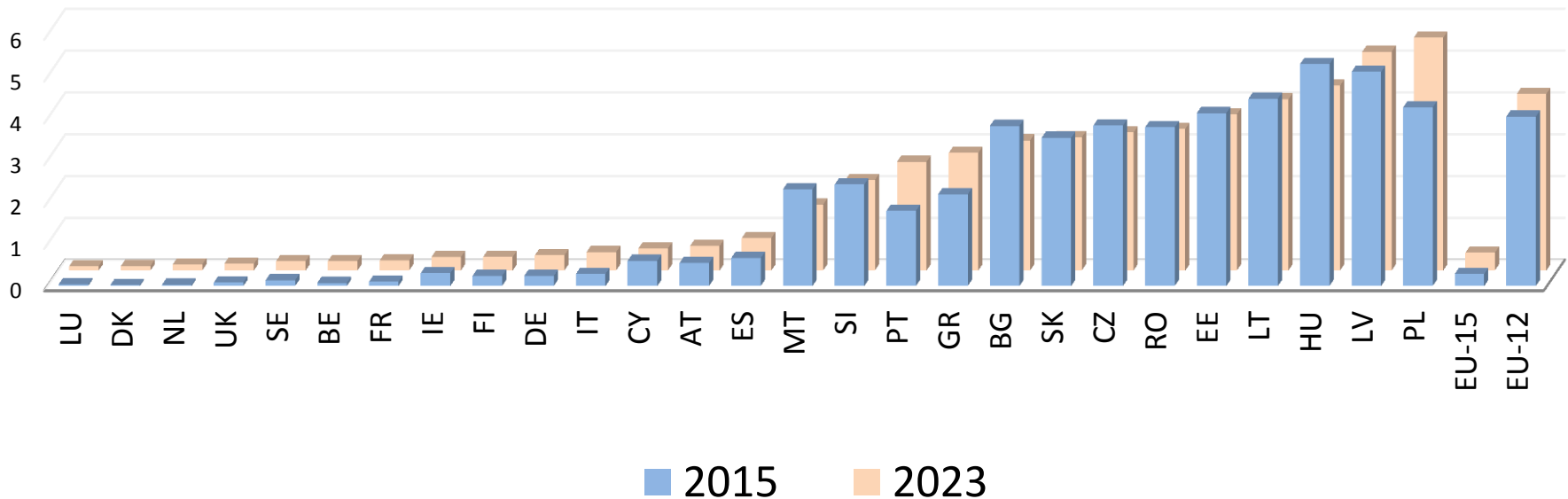
Renovation of the **WATER SUPPLY SYSTEM** in the Kohla-Järve area in **ESTONIA**
<http://europa.eu/LJH87Tq>



Project PURE enhanced phosphorus removal at selected municipal **WASTE WATER TREATMENT PLANTS** in the **BALTIC SEA REGION**
<http://www.purebalticsea.eu/>

Net positive impact for all Member States, even net contributors

(GDP, % deviation from baseline)



Critical support to public investment during the crisis



Selected achievements in Poland

Firms

- *156 000 jobs were created, of which 53 000 in SMEs*
- *18 000 SMEs were supported and 3 200 start-ups – created*

Environment

- *660 000 people connected to new or upgraded wastewater treatment facilities*
- *310 000 people with access to improved water supply*

Transport

- *2 300 km of new roads constructed, 8 800 km upgraded*
- *720 km of railway lines upgraded*

Information society

- *8 500 000 people gained access to broadband*

However, the context in which we operate, changes...

- *"Post-truth" era*
 - Constrained budgets
 - Cohesion policy under increased scrutiny
- ➔ *Greater pressure than ever to provide robust policy evidence*

Lessons learned from 2007-2013

Evaluations:

- Great diversity in practice and quality among 800 evaluations of Regional and Cohesion Fund supported interventions carried out between 2007-2012
- Limited numbers of evaluations dealing with effects and impact, focus was much more management and implementation issues.

Programming/monitoring:

- Vague objectives (often deliberately, for flexibility)
- Instruments often selected rather for absorption than impact
- Limited use of common indicators (No regulatory obligation)

These issues were confirmed by the ex post evaluation


2014-20 more focus on results

- Result orientation and improved indicators
- Obligatory use and monitoring of indicators
- Regular reporting of results and outputs, performance framework linked to a performance reserve
- Evaluation plans and impact evaluation for each of the specific objectives, assessing contribution to results

Potential evidence from MS:

- More than 1.500 impact evaluations for 2014-2020 in total

Impact evaluations expected from MS by year



+ *EC evaluation activities (interim evaluations, meta-analyses, studies, ex-post evaluation)*

DG REGIO evaluation strategy foresees

Evaluations/Studies :

- **Ex post evaluation of major projects** supported by the ERDF and Cohesion Fund between 2000 and 2013 (2017)
- Evaluation on the **European Union Solidarity Fund** (EUSF) 2002-2016 (2017)
- **Regionalisation of ESIF payments**, 1989-2015 (2017)
- **Gap analysis** to identify the areas that have not been covered extensively by Member State evaluations and which will be object of additional evaluations by REGIO (after 2018).

Collaboration with other ESIF DGs to prepare further conceptual basis for a next programming period:

- **Open data platform.** Development and publication of integrated datasets for the evaluation of effectiveness of Cohesion Policy (2016)
- **Harmonise monitoring and evaluation terminology** across ESIF DGs

Support to MS:

Summer Schools

Provision of **methodological support** on specific evaluation issues

DATA DISSEMINATION

Open Data Platform of ESI Funds

European Structural and Investment Funds (ESI Funds) - explore our data

EU LEVEL

THEME

COUNTRY

FUND

- ✓ **Public data platform for the programming period 2014-2020**
- ✓ **Four ESI DGs: AGRI, EMPL, MARE, and REGIO**
- ✓ **Launched in December 2015 – updated regularly**

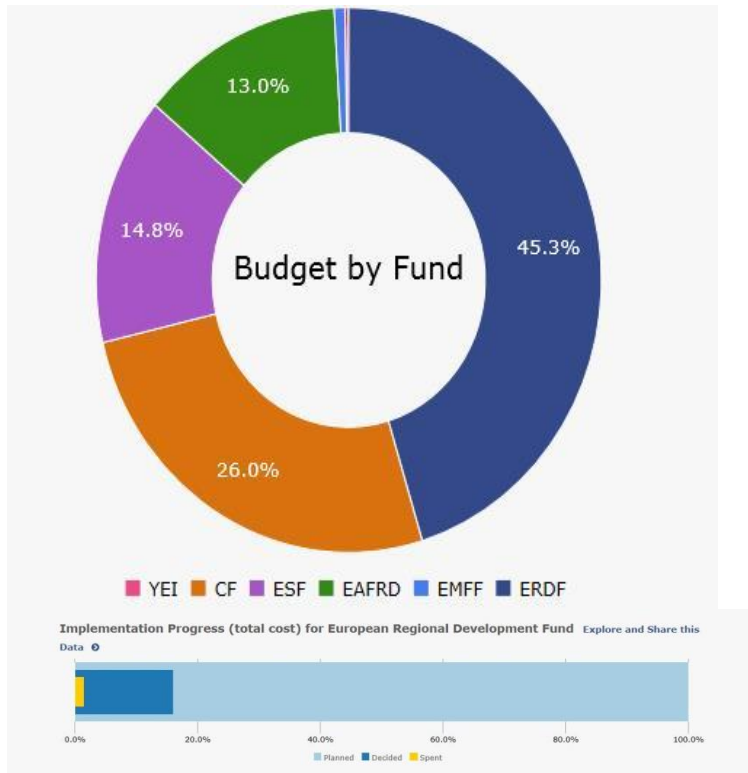
<https://cohesiondata.ec.europa.eu/>



European Commission

DATA DISSEMINATION

Data Visualization of Planned and Implemented Investments



Access to detailed data in Catalogue

EUROPEAN STRUCTURAL AND INVESTMENT FUNDS DATA

European Commission > European Structural & Investment Funds > Data

HOME | EXPLORE EU DATA | EXPLORE BY THEME | EXPLORE BY COUNTRY | EXPLORE BY FUND

European Structural and Investment Funds (ESIF) - explore our data

EU LEVEL | THEME | COUNTRY | FUND

ABOUT THIS TOOL
This platform provides access to information on financing and expected achievements under the different ESIF Funds (2014-2020). The data relates to the 531 programmes as at the beginning of November 2015. It will be updated in 2016.

USE THIS TOOL ...
... to explore the data by choosing one of the 4 options above. They give insights into planned investment aggregated at EU level, at Member State level, by theme or by fund. Data sets can be visualised, embedded in other sites or downloaded to analyse yourself.

HELPFUL LINKS
More information about the ESIF Funds:

- Cohesion Fund
- European Agricultural Fund for Rural Development
- European Maritime & Fisheries Fund
- European Regional Development Fund
- European Social Fund

The European Structural Investment Fund budget 2014-2020
EUR 637 billion – EUR 454 billion from EU Budget

EU finances Overview

Catalogue
Search and browse all datasets and visualisations on this platform.

Contact Us
regio-webmaster@ec.europa.eu

Follow Us
#ESIF
 EU Agriculture and Rural Development
 EU Employment, Social Affairs and Inclusion
 EU Maritime Affairs and Fisheries
 EU Regional and Urban Policy

Last update: 11/17/2015 | About | Legal Notice | Cookies | Contact | Search

Conclusions/Future

- Evidence based policy making depends on enhanced quality of inputs from all stakeholders:
 - MAs: Data and monitoring systems; quality ToRs.
 - Evaluators: Robust evaluations based on valid methods and "readable" reports with understandable conclusions
 - MC: Be ready to discuss issues openly and ensure follow-up
- Crucial to bringing back public debate in the realm of facts



Thank you!

ESIF Open Data

Platform: <https://cohesiondata.ec.europa.eu/>

Evaluation:

http://ec.europa.eu/regional_policy/en/policy/evaluations/

Strategic reporting 2007-2013:

http://ec.europa.eu/regional_policy/index.cfm/en/policy/how/stages-step-by-step/strategic-report/